

TAILORED
TEMPERATURES
FOR **EVERY TASTE**,

Perfectly Chilled,
Perfectly Shared.

Dual zone wine chiller



SPECIFICATIONS

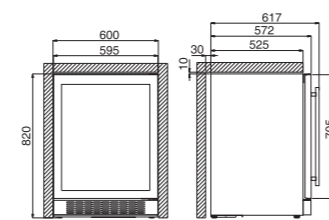
Model	VINODUO	
	TSC BELLONA 110 (2 ZONES)	TSC BELLONA 166 (2 ZONES)
Installation	Free Standing / Built-in	Free Standing / Built-in
Net Capacity	312 Litres	416 Litres
Capacity of Bottles	111	151
Temperature Range	Dual Zone Upper 5-10°C, Lower 10-18°C	Dual Zone Upper 5-10°C, Lower 10-18°C
Digital Display	White	White
LED Light	Amber	Amber
Door	Frameless Matte Anthracite Glass Door	Frameless Matte Anthracite Glass Door
Door Open Angle	110°	110°
Handle	Recessed Handle	Recessed Handle
Lock	Yes	Yes
Reversible Door	Yes	Yes
Shelves	5 Full Wooden Shelves and 1 Half Shelf	7 Full Wooden Shelves and 1 Half Shelf
Bottom Grill	Black	Black
Shelf Material	Beech Wood	Beech Wood
Humidity Box	Yes	Yes
Plug Type (UK)	250V / 13Amp	250V / 13Amp
Voltage / Frequency	220-240V / 50Hz	220-240V / 50Hz
Power Consumption	155W	165W
Refrigerant	R600a	R600a
Net Weight (kg)	87kg	106kg
Gross Weight (kg)	97kg	120kg
Product Dimension (mm)	595(W) x 673(D) x 1392(H)	595(W) x 673(D) x 1763(H)
Carton Dimension (mm)	650(W) x 750(D) x 1580(H)	650(W) x 750(D) x 1940(H)

SPECIFICATIONS

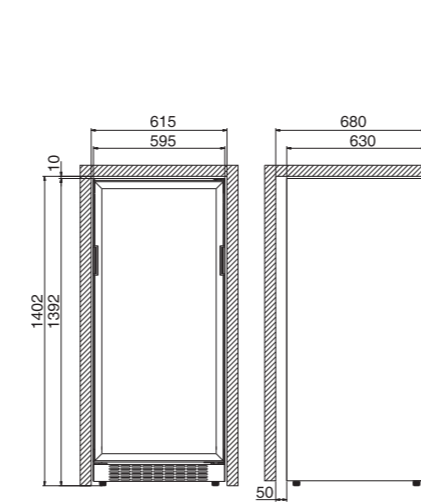
BELLOVINO						
TSC BELLONA 18	TSC BELLONA 38 (D)	TSC BELLONA 45	TSC BELLONA 45 (SS)	TSC BELLONA 110	TSC BELLONA 166	TSC BELLONA 166 (SS)
Free Standing / Built-in	Free Standing	Free Standing / Built-in		Free Standing / Built-in	Free Standing / Built-in	
60 Litres	115 Litres	145 Litres		321 Litres	424 Litres	
18	32	45		111	151	
Single Zone 5-18°C	Single Zone 5-18°C	Single Zone 5-18°C		Single Zone 5-18°C	Single Zone 5-18°C	
White	Red	White		White	White	
White	Amber	White		White	White	
Frameless Glass Door	Black Frame Glass Door	Black Frame Glass Door	Stainless Steel Fram Glass Door	Black Frame Glass Door	Black Frame Glass Door	Stainless Steel Frame Glass Door
180°	180°	180°		180°	180°	
Recessed Handle	Recessed Handle	Recessed Handle	Stainless Steel Handle	Recessed Handle	Recessed Handle	Stainless Steel Handle
Yes	NIL	Yes		Yes	Yes	
Yes	Yes	Yes		Yes	Yes	
5 Full Wooden Shelf and 1 Half Shelf	3 Full Wooden Shelves and 1 Half Shelf	3 Full Wooden Shelves and 1 Half Shelf		5 Full Wooden Shelves and 1 Half Shelf	7 Full Wooden Shelves and 1 Half Shelf	
Black	NIL	Black	Stainless Steel	Black	Black	Stainless Steel
Beech Wood	Beech Wood	Beech Wood		Beech Wood	Beech Wood	
Yes	Yes	Yes		Yes	Yes	
250V / 13Amp	250V / 13Amp	250V / 13Amp		250V / 13Amp	250V / 13Amp	
220-240V / 50Hz	220-240V / 50Hz	220-240V / 50Hz		220-240V / 50Hz	220-240V / 50Hz	
90W	85W	100W		160W	160W	
R600a	R600a	R600a		R600a	R600a	
27kg	38kg	44kg		86kg	105kg	
30kg	42kg	49kg		96kg	119kg	
295(W) x 580(D) x 825(H)	501(W) x 582(D) x 840(H)	595(W) x 572(D) x 820(H)	595(W) x 617(D) x 820(H)	595(W) x 680(D) x 1392(H)	595(W) x 680(D) x 1764(H)	595(W) x 727(D) x 1764(H)
355(W) x 655(D) x 875(H)	550(W) x 650(D) x 870(H)	655(W) x 665(D) x 880(H)		650(W) x 750(D) x 1580(H)	650(W) x 750(D) x 1940(H)	

Measurement & Installation

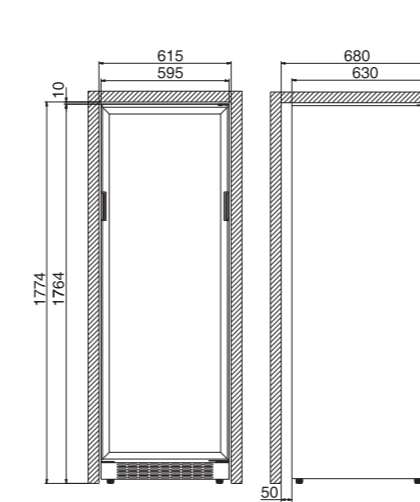
Model: TSC BELLONA 45/45 (SS)
[Front] [Side]



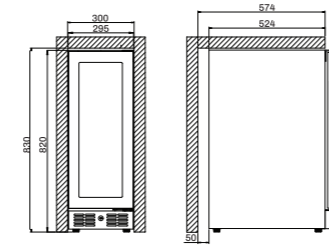
Model: TSC BELLONA 110 / 110 (2 ZONES)
[Front] [Side]



Model: TSC BELLONA 166 / 166 (SS) / 166 (2 ZONES)
[Front] [Side]



Model: TSC BELLONA 18
[Front] [Side]



Scan this QR code for more information. | www.tuscani.com.my

*Product images are for illustration purposes only. Actual colours and specifications may vary from images shown in this catalog.
*All pictures, models and specifications are correct at the time of printing and subject to change without prior notification.



FIMACO SDN BHD (110749-V)

8-2, Wisma Fiamma, No. 20, Jalan 7A/62A, Bandar Manjalara, 52200 Kuala Lumpur.
Tel. 03-6279 8888 | Fax. 03-6279 8863 | [facebook.com/TuscaniWineCooler/](https://www.facebook.com/TuscaniWineCooler/)
For inquiries, please email to tuscani@fiamma.com.my

After Sales Service Provider:

EXACT QUALITY SDN BHD
HOTLINE. 03 6286 9000
Certified ISO 9001:2000



Frameless Matte Anthracite Glass Door

With a matte-finished edge, it looks sleek and modern, with a sophisticated and elegant appearance.



Reversible Door

A reversible door on a wine chiller allows you to change the door's opening direction for better space optimization.

UV Protection

Low-E glass helps prevent exposure of wines from damaging ultraviolet rays. This feature also minimizes energy costs, because it reduces the amount of cooling energy required to maintain the desired wine cooler environment.

Beech Wood Shelves

The shelves can be completely repositioned inside the wine cooler. The beech wood structure ensures sturdiness of the storage zone, absorbs vibration and reduces bad odours.



Child Lock

The child lock is designed to secure the wines and keeps children and unwanted guests out.



Dual Zone Control Panel

A dual-zone chamber, allowing you to store red and white wines at their optimal temperatures simultaneously.

Amber LED

LED lighting in a wine chiller provides bright, energy-efficient illumination and can be switched on/off with the light button.

Recessed Handle

A recessed handle for a wine chiller glass door is a sleek, integrated design that provides a smooth, flush surface for a modern and elegant look.




*Images are for illustration purposes only.

Single Zone Control Panel

Allows precise adjustment of the internal temperature for one unified cooling zone.

White LED


LED lighting in a wine chiller provides bright, energy-efficient illumination and can be switched on/off with the light button.



2 Types of Door Handle

- ① Stainless Steel Door with Cylindrical Handle
- ② Black Door with recessed Handle

You can select either the stainless steel door with cylindrical handle or black door with recessed handle. Both are reversible doors that can be adjusted to either the right or left, allowing the wine cooler to adapt to its environment and surroundings.



Charcoal Filter

The charcoal filter serves to sanitise the ambient air. It absorbs the bad odours, thus avoiding wines from being contaminated and losing its taste qualities.



"Front Vented" System

Ventilation at the front and an air vent allow you to place the cabinet under a work surface.

- ① TSC BELLONA 18
- ② TSC BELLONA 38 (D)
- ③ TSC BELLONA 45
- ④ TSC BELLONA 45 (SS)
- ⑤ TSC BELLONA 110
- ⑥ TSC BELLONA 166
- ⑦ TSC BELLONA 166 (SS)
- ⑧ TSC BELLONA 110 (2 Zones)
- ⑨ TSC BELLONA 116 (2 Zones)